

Textile 101 Workshop

We announced this workshop to our email readers in March and promptly sold out in 2 weeks. This was an exploration of textile design focusing primarily on using dyes. We were very excited since this workshop covered a wide array of techniques that everyone wanted to learn. So back by popular demand we shall be offering an even better workshop on September 21st and 22nd.

This will be a comprehensive two-day dyeing and fabric design course taught by Erin Hickey and myself. Erin has excelled and shown great talent in using a wide range of dyes and paints in the past few years. Experimenting and creating one of a kind fabric for her fashion designs and while working full time as a colour technologist at Zellers. My unique approach to dyeing over the past 10 years has always been with simplifying the processes to make it more fun and approachable.

Combining each of our technical and creative experience, we'll cover a wide range of topics using dyes and paints. Students will come away with yards of fabrics.

- immersion dyeing
- colour mixing
- working with different fabrics
- spraying
- painting
- sun printing
- dip dyeing
- batch dyeing
- discharging and illuminating
- cold batik technique
- arashi shibori

The course will be \$195.00 + GST with all materials included. Workshop is held at our Markham store between 10-4 both days. Pre-registration and pre-payment is required. Please call or email for more details and to register. For those less mobile within the city, transportation can be arranged.

Introduction

Pleasantries aside, let's cut to the chase and get to the reason everyone loves receiving our newsletters is for the SALES. Be sure to mark down your calendar on August 24th and 25th for our 3rd Annual Sale! This is the only time of the year that EVERYTHING we sell is on sale. More details inside!

So now that everyone's back from marking their calendar, I can continue with a more personal update on things relating to my life and the company's. G&S Dye is having a great year so far. We've been full of energy and enthusiasm coming off a great workshop season. What started off slowly, ended extremely well with two great Silk Painting and Dyeing Workshops. The first class was Rita Lange's last Advanced Silk Painting workshop before moving to Italy with her family. She's probably at this moment lounging at a cafe, sipping iced tea (doesn't drink coffee) in sunny Venice (can you sense the envy). Although Rita's moved away, we expect to be hooking up with another great teacher next year. Stay tuned!

The second class was a new workshop that we offered in June to our email readers and sold out so quickly there weren't spots for our regular "mail" newsletter readers. Erin, our newest employee and I had 2 great days teaching everyone how to dye fabrics. We covered over a dozen different textile design techniques from Shibori, dip dye, immersion dye, tie dye, illuminate painting/printing, poly chromatic printing and many more. It was such a success, we shall be offering the class again in the middle of September.

On a personal note, my golfing has improved steadily. I'm finally breaking 100 regularly. For a weekend hacker it's a major milestone. I am on pace to play quite a few rounds this year and this steady improvement sure allows me to enjoy the summer of 2001.

Until next edition

Dixon



3rd annual

SALE

August 24th and 25th, 2001

see page two for all the details

Third Annual SALE

Building on the momentum of the past two years, our annual sale has grown to be quite an anticipated event for the company. We get phone calls about it as early as May, wondering when the dates are. As noted in the introduction, the sale days will be Friday, August 24th and Saturday August 25th.

As in the past EVERYTHING will be on sale. To keep it simple, ALL fabrics, scarves, T-shirts and paintables are 15% off *. Everything else is 20% off *. We also have "extra" specials listed below.

Fabrics

- Chinese Brocade Fabrics - regularly \$20.00/yd on sale for \$16.00/yd
- Crepe De Chine in colours - regularly \$15.00/yd on sale for \$10.95/yd
- Habotai 8mm Lining in colours - regularly \$9.50/yd on sale for \$7.50/yd
- Yarn Dyed Tafetta in colours - regularly \$18.00/yd on sale for \$9.95/yd
- Medium Weight Linen in orange, lime green or yellow - regularly \$17.00/yd on sale for \$6.95/yd

Colourants

- G&S Marbling Colours 50% off
- G&S Liquid Colours 25% off
- Setacolor Transparent 1.0L size regularly \$43.75/each on sale for \$32.95/each
- Pebeo Soie 120mL size regularly \$10.50/each on sale for \$6.95/each

Scarves and Paintables

- Jacquard scarves in 8"x54" regularly \$7.50/each on sale for \$3.95/each
- Habotai 6mm 45"x45" regularly \$11.50/each on sale for \$7.95/each
- Habotai 8mm 5.25"x60" regularly \$4.00/each on sale for \$2.50/each
- All remaining Pre-resisted scarves 40% off
- Canvas Velcro Lunch Bags regularly \$3.95/each on sale for \$2.50/each

Accessories

- Air Pen with Six Cartridges regularly \$145.00 on sale for \$99.00/each
- Electric Tjanting Tool regularly \$85.00/each on sale for \$59.95/each
- Ott Lite True Color Lamp regularly \$125.00/each on sale for \$95.00/each

* *Discount does not apply for previously announced volume discounts or off bolt pricing.*

Q&A Erin Hickey


Q: Is there another way to mix Sodium Alginate? Overnight is too long to wait, and it's still lumpy!

A: There is a quick way to mix Sodium Alginate powder. Alginate (as it's commonly called) is a natural thickening agent derived from seaweed. It comes in a powdered form that must be reconstituted with water before use. After reconstitution it has a jelly like consistency. It is used to thicken dyes for painting or silk-screening. It's brown and kind of smelly (non-toxic though), but the alginate itself is washed out after the dyes are set and leaves no residual colour or odour.

The problem with alginate is that it lumps up like bad gravy and needs to be left overnight to work itself out and it still might be lumpy. Some people will resort to power-tools to speed up the mixing process. Breathe a sigh of relief, fore there is a technique you can use to mix alginate in an hour or two without a trip to the hardware store. The key is using a wide shallow type of container. I use a cat litter tray (unused for it's original intent I assure you). How it works is this: fill the tray with 1 liter of water, sprinkle 2 to 5 tablespoons (depending how thick you require) of alginate over the surface of the water. **DO NOT STIR!** Allow the alginate to soak up the water and become wet. It changes from sandy beige to darker brown. This takes any where from one to two hours depending on the size of your tray (the smaller the container, the thicker the layer of dry alginate, the longer it takes to moisten) and the amount of alginate you're making. When the alginate is wet, it only takes five minutes of stirring it into the water to get a smooth, ready to use solution. Remember to store your left over alginate in a clearly labeled airtight container in a cool dry place. The refridgerator being ideal.


This dissolving technique also works well with our marbling base, a.k.a. methyl cellulose.

NEW PRODUCTS



BATIK for Artists and Quilters by Eloise Piper \$46.99

An extraordinary exploration into this magical art form. From the step-by-step instruction to the stunning color photographs, this book provides both beginners and experienced artists a wealth of information and inspiration. This book is an invaluable reference for any batik or quilt artist




The Inspirational Silk Painting From Nature by Renate Henge - \$24.95.

Inspiration on bringing nature to silk. Instructions and diagrams on how the use of colours, wax, waterlines can add a whole new dimension to your works. There is a strong focus on not using gutta or resist and relying on watercolor techniques and hot wax (batik style).


A Complete Guide to Silk Painting by Susanne Hahn - \$24.95

This is still a pretty thorough starting point. Although dated in it's pictures, the writing and techniques taught are very helpful and still timeless. All the techniques about blending, design colour mixing and painting are covered.



Color By Accident "Low Water Immersion Dyeing" by Ann Johnston \$39.95

Designed to be used as a workbook and as a reference manual for the adventuresome. It includes five variations on a versatile method and 54 tested recipes. This book points the way to exploring new color combinations and to achieving fabric that will be unique and visually complex



Synthetic Indigo

We've now got all the materials to start dyeing with Indigo.

- 2oz of Synthetic Indigo \$14.95
- 500gm containers of Lye (Sodium Hydroxide) \$14.95
- 100gm Thiourea Dioxide \$5.95
- 500gm Non-iodized salt \$1.50
- Water Softener 200gm \$3.25
- G&S T.N.A. Soap 2oz \$1.75
- Instructions - free :)

A special introductory package price of all the above for \$33.95 (savings of almost 20%)

Fabrics

We've had long stretches without stock of certain fabrics, so we're announcing the return of some old favorites.

- Egyptian cotton 45" wide, 1-ply 100x100 weave count (Art # T1006) \$8.95/yd
- Silk/Cotton Corduroy 36" wide (Art #S1001) \$18.00/yd
- Tussah 54.5mm 45" wide (Art #C1004) \$13.00/yd
- Tussah 35mm 45" wide (Art #C1004) \$9.95/yd
- Spun Silk Twill 45" wide (Art #H1003) \$19.50/yd - **NEW**

Samples are available upon request (nominal fee to cover postage and samples)

MX Dye Starter Kits

Our MX Dye Starter kits now include 60mL bottles of Raycafix, the miracle dye fixing agent. The MX kits are now \$30.00 and include:

- 4 x 25gm jars of dye (Yellow, Turquoise, Fuchsia, Black)
- 200 gm Urea
- 250 gm Sodium Carbonate
- 1 Kg Sodium Sulphate
- 60 mL T.N.A. Soap
- 60mL Raycafix Dye Fixative
- Tie Dye, Immersion, Dyeing to Quilt and Batik Instructions

Woven Works / Dye Works Yarns

We've now added two more popular yarns to go along with the Rayon Chenille from Marie Payne. We now have her Tencel yarns in 3oz skein and her Rayon Luster yarns in 4oz white skein (both available in 1lb cones upon request). Ready for dyeing!

- *Rayon Luster* 4oz Skein white \$6.00
- *Tencel* 3oz Skein white \$8.00
- *Rayon Chenille*
 - \$8.00 white 4oz Skein
 - \$30.00 for 1.0 lb white cone
 - \$12.00 for colours 4oz Skein

More New Products

New and Improved MX Reactive Dyes

Over the past year or two, many of our customers have noticed the steady improvement in the quality of our reactive MX dyes. Colours are stronger, more consistent and intense. This is especially true with our Black 708. It is now one of the best "blacks" along with similar improvements to our Navy 512, Chino 600 and Red 412.

We've now fine tuned our Magenta 410. No longer a "red", it's now more of an intense "raspberry" pink. As you can tell, colour is hard to explain in words, but swing by the web site to see this wonderful new colour. Prices are still the same.

We try our best to maintain colour consistency between new and old formulations, but please feel free to inquire about changes to the dyes especially if you are mixing your colours.

Jacquard Acid Dyes

It seems that some of our Country Classic Dye users weren't happy with the primary colours in the line. They found the blue especially weak for mixing. So we've brought in a red, yellow, blue and black from the Jacquard Acid Dye line. Just as easy to use, a small jar will still dye 2lbs of wool, silk or nylon.

The price is actually cheaper at \$7.95/jar. We shall be gauging the response to this dye over the coming months and may start adding more colours from the Jacquard line where appropriate. One of the advantages of this Acid Dye Line is that we'll be able to source larger quantities for even more savings to volume users.

Pebeo Soie

This is a line of non-toxic dyes for silk and wool painting. They produce excellent colour rivaling other French dyes (Dupont & Sennelier) but without the noxious fumes. These dyes are aimed at the professional user and those who demand the best from their colours for work on silk or wool. We now carry 22 colours in stock (see list below). Although the line consists of 80 colours, we feel that these 22 are all great colours by themselves or for mixing an even larger palette.

Bonus: Our 120mL size is 50% more than Pebeo normally gives (80mL) for the same price.

120 mL	\$10.50
Litre	\$55.15

00 diluent (80mL)	01 primary yellow	03 buttercup
05 tangerine	07 red poppy	08 cherry
09 fuchsia	13 magenta	20 purple
23 ultramarine	24 cobalt blue	26 turquoise
28 cyan	29 oriental blue	33 jade
34 firefly green	36 bottle green	40 sea blue
48 old gold	56 haze I	73 Payne Gray
80 jet black		

Switching to email

We continue to try to get all our readers to switch to the email newsletters. You will get all your G&S information faster (the Textile 101 course being the perfect example), plus we offer exclusive sales and give-a-ways. All these promotions are really a "thank you" for saving us postage and printing charges for our print newsletter. If you are getting comfortable with the technology, please email us to switch

newsletter@gsdye.com

New Shipping Company

We have now changed our official shipping company to Fedex Ground Service (RPS). We have found that they are able to service more of North America quickly and more efficiently than the Post Office or our old courier Canpar. Rates to many parts of Canada have actually gone down with faster service noticed already sending parcels to the Maritimes.

Using Fedex Ground also allows us to track your parcels more effectively during transit through their web site;

www.fedex.ca

FedEx Ground is the more reliable method for faster delivery and larger parcels into the USA (duties and brokerages may apply).

We can still easily ship by the post office at your request if items are less time sensitive and/or we are sending to a post office box.



G&S NEWS is designed to be an informative publication for Canadian textile artists. Published regularly by G&S Dye and Accessories Ltd.



Toronto Outlet
250 Dundas St. W., #8
Toronto, ON M5T 2Z5
Phone: (416) 596-0550
Toll Free: 800-596-0550
Fax: (416) 596-0493

Markham Outlet
300 Steelcase Rd. W., #19
Markham, ON L3R 2W2
Phone:(905) 415-8559
Fax:(905) 415-8560

Store Hours
Monday to Friday 10:00 am - 6:00 pm
Saturday 10:00 am - 3:00 pm (Toronto only)

dixon@gsdye.com
www.gsdye.com