


Marbling

Pébéo Marbling, consists of 9 colours and 1 thickening powder to carry out the art of marbling easily on cloth, paper or any other light base. The technique of Marbling used with Pébéo colours is a simplified and modernized bath technique. It can be undertaken by anyone, even the youngest.



The art of marbling



Properties

- 9 heat-set colours.
- Colours are ready to use and can be mixed with each other.
- Thinner : water.
- Set by ironing (on cloth).
- Meets the CE European safety standard.

APPLICATIONS

Pébéo **Marbling** colours are used with a technique inspired by marbling on rice paper as in Japan during the XIIth century (Suminagashi) and then in Europe by the bookbinders of the XIXth century. It consists of transferring colours by simple contact of the object to be painted with a coloured surface. This technique requires patience, attention and a little practice as well as some work on all different surfaces : cloth, paper, Bristol board, recycled paper and wood. On cloth, set the colours after drying with an iron (3 minutes with a hot iron, cotton setting on the reverse of the cloth). The 9 Pébéo **Marbling** colours can be mixed with each other to produce many shades.

The presentation of **Marbling** colours in a 45 ml bottle with dropper makes them easy to use. Marbled fabrics can be washed at 40°C (100°F), after being fixed by ironing.

The bath of thickener can be used several times in succession. However, it is preferable to use a small quantity of thickener in a bath and to change it often.



Marbling on cloth : Concentric drops placed one on top of the other and then worked with a wooden stick into a figurative shape (flower, heart, star, etc.).

PREPARATION OF THE BATH

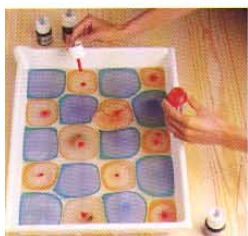
The bath of thickener must be prepared in advance. Sprinkle 2 heaped tablespoons of **Marbling** thickener into 1 litre of cold water. Mix vigorously with a beater and then allow to stand for at least 2 hours. Next, spread a layer of gel 1 to 2 cm thick in to a flat, plastic tray or a tin larger than the objects to be painted.



Marbling on paper.

CARRYING OUT MARBLING

1. Using a dropper, carefully place the selected **Marbling** colours on the surface of the bath. Preferably alternate light and dark colours, they overlap but never mix.
2. Let the drops spread for a few seconds before working them with a wooden stick. By moving the colours in different directions it is possible to get various patterns and marblings : pebbled, combed stains, etc. To get concentric marks you only have to put the drops of colour one on top of the other.
3. When the marbling is complete, gently place the cloth or the paper to be painted on the surface of the coloured bath. Leave it lying for 10 to 15 seconds before pulling it off. Quickly rinse it under running water to remove the excess mixture of gel and colour. Put the painted base on a flat surface and allow to dry.



1



2



3

RECOMMENDATIONS

These instructions are only suggestions. It is always advisable to make tests first on the surface selected before working on a piece. On some bases, the **Marbling** colours can in fact lighten to some extent upon drying. For cloth, it is best to use satin lining, as its shine will further brighten the **Marbling** colour.

The decoration of objects with Pébéo **Marbling** colours is also possible. If the object is flat, proceed as with cloth or paper. If it is 3-D, simple shapes are preferable so that all faces of the object are in contact with the coloured bath. Turn the object on the surface of the bath without immersing it so that the colour transfers to the object.

Marbling




Marbling - 9 colours

- 130 45 ml bottle with dropper. All colours. Box of 5.
 737 Box of 9 assorted 45 ml bottles
 + 1 bottle of thickener.
 191 Starter pack.
 4 assorted 45 ml bottles Marbling
 + thickener + accessories.

Accessories

- Marbling thickener**
 192 35 g bottle. Box of 5.
 049 200 g bottle.
Paint Caddie
 A80 Holder for 10 x 45 ml bottles.
 (supplied empty).



- | | |
|---------------------|------------------|
| 01 Lemon yellow | 06 Emerald green |
| 02 Vermilion | 07 Sienna |
| 03 Bengal pink | 08 Red ochre |
| 04 Ultramarine blue | 09 Black |
| 05 Cyan | |

Conception, réalisation : NSA - Printed colours may vary from true colours.



CE Not intended for use by children under 3.

Ref. : 7002

Pebeo (UK) Limited - Unit 416 Solent Business Center - Millbrook Road West - Millbrook/Southampton SO15 OHW - Phone (44) 1703 901914/15 - Fax (44) 1703 901916 - www.pebeo.com
 Pebeo of America - Route 78, Airport Road - PO Box 714 - Swanton, VT 05488 - Phone (819) 829 5012 - Fax (819) 821 4151 - www.pebeo.com
 Pebeo France - 305, av. du Pic de Bretagne - BP 106 - 13881 Géménos Cedex - France - www.pebeo.com